

# Product Data Sheet

DIN 41612 Male 90°, type H15,  
Part No. 113-40160

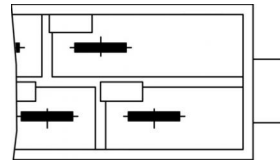
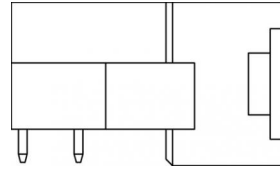



Illustration similar



Perpendicular



Through Hole



Power



Rugged

- Termination length 3 mm
- 15 contacts
- premating contact at pos. Z4 & Z32
- solder
- performance level 2



» to product on [www.ept.de](http://www.ept.de)



» to product group DIN 41612

# Product Data Sheet

DIN 41612 Male 90°, type H15,  
Part No. 113-40160



## Technical Specifications

### Basics

Specification	IEC 60603-2 (DIN 41612)
Performance Level	2
No. of Contacts	15
Termination Technology	solder
Termination Length	3 mm
Operating Temperature Range	-55°C to +125°C

### Material

Insulator Material	PBT glass filled UL 94 V-0
Contact Material	Copper alloy

### Mechanical

Pitch	5.08 x 6.0 mm
Mating Force	< 90 N
Separating Force per Pin	> 0.2 N
Durability	400 mating cycles

### Electrical

Operational Current	15 A
Contact Resistance	< 8 mΩ
Clearance and Creepage	cr: 8.0 mm, cl: 4.5 mm
Insulation Resistance	> 10 <sup>6</sup> MΩ
Test Voltage	3100 V

### Processing

Soldering Temperature	to 260°C
-----------------------	----------

### Approval / Compliance

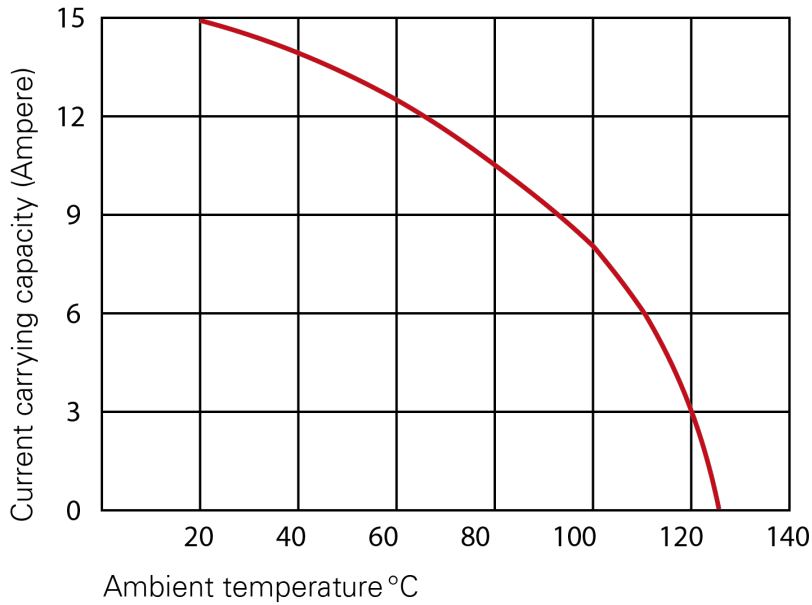
UL file	E130314
Environment	RoHS compliant

# Product Data Sheet

DIN 41612 Male 90°, type H15,  
Part No. 113-40160



## Derating Diagram



### Type H

20 °C	15 A
70 °C	11 A
100 °C	8 A

# Product Data Sheet


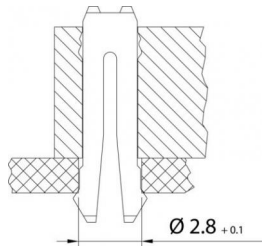
DIN 41612 Male 90°, type H15,  
Part No. 113-40160



## Options

Board Lock 90°

Suitable for connectors with type B, C, D, E, F, G male connectors and R female connectors



Type of Insertion	Forces			PCB Thickness	Part Number
	$F_m$	not soldered $F_h$	soldered $F_h$		
Locked	< 30 N	> 10 N	> 20 N	$\leq 1.6$ mm	113-40160C1
Under Tension	< 30 N	> 7.5 N	> 20 N	> 1.6 mm	

## Modifications

Available on request

- Pre-mating and late-mating contacts
- Contact arrangement

## Drawings

Component data in 2D and 3D format you can download here:

» [PDF](#)