

Product Data Sheet

DIN 41612 Female straight, type B/3,
Part No. 102-78016-xx

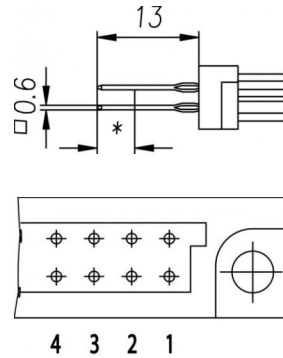



Illustration similar



Perpendicular



Press-fit



Rugged

- Termination length 13 mm
- with plug-in zone in performance level 2
- 20 contacts
- PCB 1.5 to 2.0 mm: xx = 01_PCB 2.0 to 2.8 mm: xx = 02 (on request)_PCB > 2.8 mm: xx = 03
- press-fit
- Performance level 2



» to product on www.ept.de



» to product group DIN 41612

Product Data Sheet

DIN 41612 Female straight, type B/3,
Part No. 102-78016-xx



Technical Specifications

Basics

| | |
|-----------------------------|-------------------------|
| Specification | IEC 60603-2 (DIN 41612) |
| Performance Level | 2 |
| No. of Contacts | 20 |
| Termination Technology | press-fit |
| Termination Length | 13 mm |
| Board-to-Board Distance | 16.85 mm |
| Operating Temperature Range | -55°C to +125°C |

Material

| | |
|--------------------|----------------------------|
| Insulator Material | PBT glass filled UL 94 V-0 |
| Contact Material | Copper alloy |

Mechanical

| | |
|--------------------------|-------------------|
| Pitch | 2.54 mm |
| Mating Force | < 18 N |
| Separating Force per Pin | > 0.15 N |
| Durability | 400 mating cycles |

Electrical

| | |
|------------------------|----------------------|
| Operational Current | 1.5 A |
| Contact Resistance | <20 mΩ |
| Clearance and Creepage | 1.2 mm |
| Insulation Resistance | > 10 ⁶ MΩ |
| Test Voltage | 1000 V |

Approval / Compliance

| | |
|-------------|----------------|
| UL file | E130314 |
| Environment | RoHS compliant |

Product Data Sheet

DIN 41612 Female straight, type B/3,
Part No. 102-78016-xx



Derating Diagram



Type B, Q, C, R

| | |
|--------|-------|
| 20 °C | 1.5 A |
| 70 °C | 1.1 A |
| 100 °C | 0.7 A |

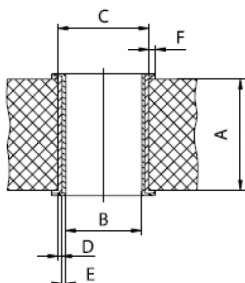
Product Data Sheet

DIN 41612 Female straight, type B/3,
Part No. 102-78016-xx



Hole Specifications

Plated through-hole according to IEC 60352-5



| Material | imm. Sn printed circuit boards |
|------------------------|--------------------------------|
| Nominal Hole | Ø 1.0 mm |
| A PCB Thickness | min 1.44 mm |
| B Plated Hole | Ø 1.0 +0.09 / -0.06 mm |
| C Drill Hole | 1.15 ±0.025 mm |
| D Cu Plating | min. 25 µm |
| E Surface | imm. Sn plating, max. 1.5 µm |
| F Annular Ring | min. 0.1 mm |

| Material | Ni, Au printed circuit boards |
|------------------------|---|
| Nominal Hole | Ø 1.0 mm |
| A PCB Thickness | min 1.44 mm |
| B Plated Hole | Ø 1.0 +0.09 / -0.06 mm |
| C Drill Hole | 1.15 ±0.025 mm |
| D Cu Plating | min. 25 µm |
| E Surface | Ni, Au plating, 0.05 - 0.2 µm Au over 2.5 - 5 µm Ni |
| F Annular Ring | min. 0.1 mm |

| Material | pure Cu printed circuit boards |
|------------------------|---|
| Nominal Hole | Ø 1.0 mm |
| A PCB Thickness | min 1.44 mm |
| B Plated Hole | Ø 1.0 +0.09 / -0.06 mm |
| C Drill Hole | 1.15 ±0.025 mm |
| D Cu Plating | min. 25 µm |
| E Surface | OSP*, z.B. GLICOAT-SMD (F2) with 0.12 - 0.15 µm |
| F Annular Ring | min. 0.1 mm |

| Material | HAL Sn printed circuit boards |
|------------------------|-------------------------------|
| Nominal Hole | Ø 1.0 mm |
| A PCB Thickness | min 1.44 mm |
| B Plated Hole | Ø 1.0 +0.09 / -0.06 mm |
| C Drill Hole | 1.15 ±0.025 mm |
| D Cu Plating | min. 25 µm |
| E Surface | HAL Sn, 5 - 15 µm |
| F Annular Ring | min. 0.1 mm |

Product Data Sheet

DIN 41612 Female straight, type B/3,
Part No. 102-78016-xx



Modifications

Available on request

- Without flange
- Special contact length
- Performance levels I + III or customer-specific
- Contact arrangement

Accessories

- » DIN 41612 Coding type B and C
Part Number 104-19003

Drawings

Component data for this product you can request through sales@ept.de