

# Product Data Sheet

DIN 41612 Female straight, type C/3,  
Part No. 304-78006-03

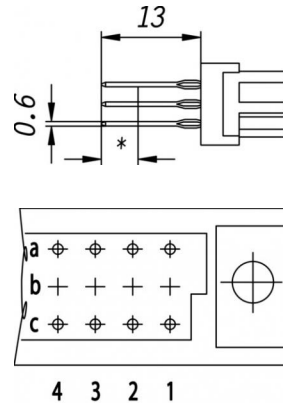



Illustration similar



Parallel



Perpendicular



Press-fit



Rugged

- Termination length 13 mm
- with plug-in zone in performance level 2
- 20 contacts
- Press-fit
- performance level 2



» to product on [www.ept.de](http://www.ept.de)



» to product group DIN 41612

# Product Data Sheet

DIN 41612 Female straight, type C/3,  
Part No. 304-78006-03



## Technical Specifications

### Basics

Specification	IEC 60603-2 (DIN 41612)
Performance Level	2
No. of Contacts	20
Termination Technology	Press-fit
Termination Length	13 mm
Board-to-Board Distance	16.85 mm
Operating Temperature Range	-55°C to +125°C

### Material

Insulator Material	PBT glass filled UL 94 V-0
Contact Material	Copper alloy

### Mechanical

Pitch	2.54 mm
Mating Force	< 18 N
Separating Force per Pin	> 0.15 N
Durability	400 mating cycles

### Electrical

Operational Current	1.5 A
Contact Resistance	<20 mΩ
Clearance and Creepage	1.2 mm
Insulation Resistance	> 10 <sup>6</sup> MΩ
Test Voltage	1000 V

### Approval / Compliance

UL file	E130314
Environment	RoHS compliant

# Product Data Sheet

DIN 41612 Female straight, type C/3,  
Part No. 304-78006-03



## Derating Diagram



**Type B, Q, C, R**

20 °C 1.5 A

70 °C 1.1 A

100 °C 0.7 A

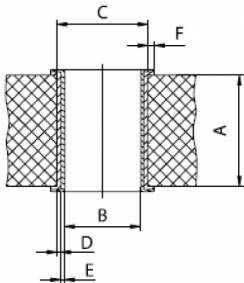
# Product Data Sheet

DIN 41612 Female straight, type C/3,  
Part No. 304-78006-03



## Hole Specifications

Plated through-hole according to IEC 60352-5



Material	imm. Sn printed circuit boards
<b>Nominal Hole</b>	<b>Ø 1.0 mm</b>
<b>A PCB Thickness</b>	min 1.44 mm
<b>B Plated Hole</b>	Ø 1.0 +0.09 / -0.06 mm
<b>C Drill Hole</b>	1.15 ±0.025 mm
<b>D Cu Plating</b>	min. 25 µm
<b>E Surface</b>	imm. Sn plating, max. 1.5 µm
<b>F Annular Ring</b>	min. 0.1 mm

Material	Ni, Au printed circuit boards
<b>Nominal Hole</b>	<b>Ø 1.0 mm</b>
<b>A PCB Thickness</b>	min 1.44 mm
<b>B Plated Hole</b>	Ø 1.0 +0.09 / -0.06 mm
<b>C Drill Hole</b>	1.15 ±0.025 mm
<b>D Cu Plating</b>	min. 25 µm
<b>E Surface</b>	Ni, Au plating, 0.05 - 0.2 µm Au over 2.5 - 5 µm Ni
<b>F Annular Ring</b>	min. 0.1 mm

Material	pure Cu printed circuit boards
<b>Nominal Hole</b>	<b>Ø 1.0 mm</b>
<b>A PCB Thickness</b>	min 1.44 mm
<b>B Plated Hole</b>	Ø 1.0 +0.09 / -0.06 mm
<b>C Drill Hole</b>	1.15 ±0.025 mm
<b>D Cu Plating</b>	min. 25 µm
<b>E Surface</b>	OSP*, z.B. GLICOAT-SMD (F2) with 0.12 - 0.15 µm
<b>F Annular Ring</b>	min. 0.1 mm

Material	HAL Sn printed circuit boards
<b>Nominal Hole</b>	<b>Ø 1.0 mm</b>
<b>A PCB Thickness</b>	min 1.44 mm
<b>B Plated Hole</b>	Ø 1.0 +0.09 / -0.06 mm
<b>C Drill Hole</b>	1.15 ±0.025 mm
<b>D Cu Plating</b>	min. 25 µm
<b>E Surface</b>	HAL Sn, 5 - 15 µm
<b>F Annular Ring</b>	min. 0.1 mm

# Product Data Sheet

DIN 41612 Female straight, type C/3,  
Part No. 304-78006-03

---



## Modifications

Available on request

- Without flange
- Special contact length
- Performance levels I + III or customer-specific
- Contact arrangement

## Accessories

- » DIN 41612 Coding type B and C  
Part Number 104-19003

## Drawings

Component data for this product you can request through [sales@ept.de](mailto:sales@ept.de)