

# Product Data Sheet

DIN 41612 Female straight, type C/3,  
Part No. 304-80014-02

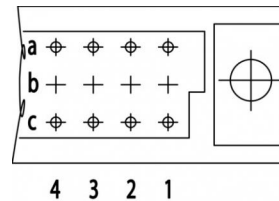
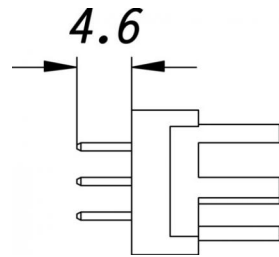



Illustration similar



Parallel



Perpendicular



Through Hole



Rugged

- Termination length 4.6 mm
- 20 contacts
- solder
- performance level 2



» to product on [www.ept.de](http://www.ept.de)



» to product group DIN 41612

# Product Data Sheet

DIN 41612 Female straight, type C/3,  
Part No. 304-80014-02



## Technical Specifications

### Basics

Specification	IEC 60603-2 (DIN 41612)
Performance Level	2
No. of Contacts	20
Termination Technology	solder
Termination Length	4.6 mm
Board-to-Board Distance	16.85 mm
Operating Temperature Range	-55°C to +125°C

### Material

Insulator Material	PBT glass filled UL 94 V-0
Contact Material	Copper alloy

### Mechanical

Pitch	2.54 mm
Mating Force	< 18 N
Separating Force per Pin	> 0.15 N
Durability	400 mating cycles

### Electrical

Operational Current	1.5 A
Contact Resistance	<20 mΩ
Clearance and Creepage	1.2 mm
Insulation Resistance	> 10 <sup>6</sup> MΩ
Test Voltage	1000 V

### Processing

Soldering Temperature	to 260°C
-----------------------	----------

### Approval / Compliance

UL file	E130314
Environment	RoHS compliant

# Product Data Sheet

DIN 41612 Female straight, type C/3,  
Part No. 304-80014-02



## Derating Diagram



### Type B, Q, C, R

20 °C	1.5 A
70 °C	1.1 A
100 °C	0.7 A

# Product Data Sheet


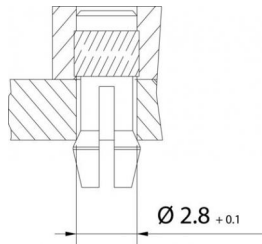
DIN 41612 Female straight, type C/3,  
Part No. 304-80014-02



## Options

### Board Lock

Suitable for connectors with type B, C, D, E, F low profile, G low profile, M female connectors and R male connectors



Type of Insertion	Forces			Part Number	PCB Thickness
	$F_m$	not soldered $F_h$	soldered $F_h$		
Locked	< 20 N	> 10 N	> 25 N	304-80014-02C1	1.6 mm
Under Tension	< 20 N	> 5 N	> 25 N	304-80014-02C2	2.4 mm
				304-80014-02C3	3.6 mm

## Modifications

Available on request

- Without flange
- Special contact length
- Performance levels I + III or customer-specific
- Contact arrangement

## Accessories

» DIN 41612 Coding type B and C  
Part Number 104-19003

## Drawings

Component data for this product you can request through [sales@ept.de](mailto:sales@ept.de)