

Product Data Sheet

DIN 41612 Female straight, type C,
Part No. 104-40115

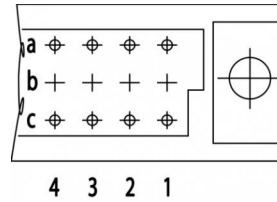
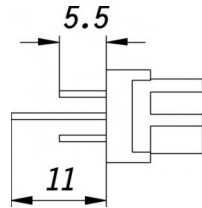



Illustration similar



Parallel



Perpendicular



Through Hole



Rugged

- Termination length 5.5 mm
- 64 contacts
- hand solder
- performance level 2



» to product on www.ept.de



» to product group DIN 41612

Product Data Sheet

DIN 41612 Female straight, type C,
Part No. 104-40115



Technical Specifications

Basics

Specification	IEC 60603-2 (DIN 41612)
Performance Level	2
No. of Contacts	64
Termination Technology	solder
Termination Length	5.5 mm
Board-to-Board Distance	16.85 mm
Operating Temperature Range	-55°C to +125°C

Material

Insulator Material	PBT glass filled UL 94 V-0
Contact Material	Copper alloy

Mechanical

Pitch	2.54 mm
Mating Force	< 60 N
Separating Force per Pin	> 0.15 N
Durability	400 mating cycles

Electrical

Operational Current	1.5 A
Contact Resistance	<20 mΩ
Clearance and Creepage	1.2 mm
Insulation Resistance	> 10 ⁶ MΩ
Test Voltage	1000 V

Processing

Soldering Temperature	to 260°C
-----------------------	----------

Approval / Compliance

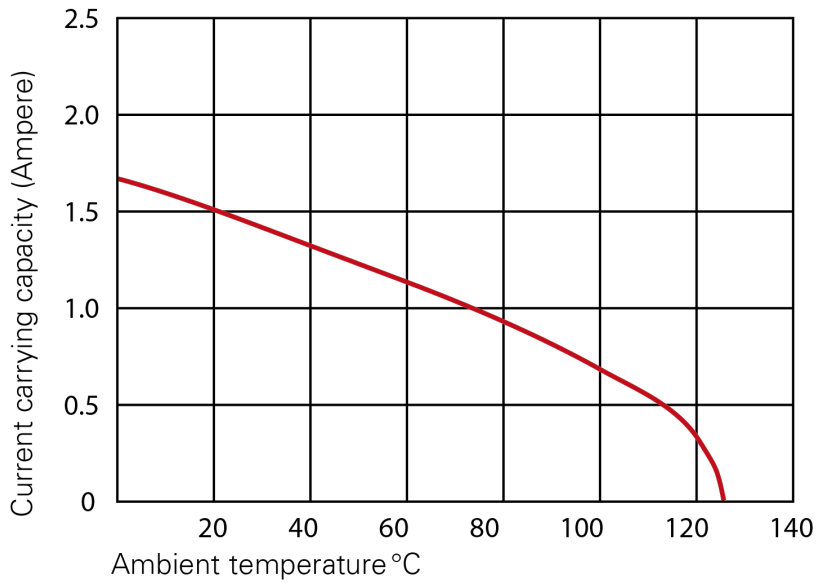
UL file	E130314
Environment	RoHS compliant

Product Data Sheet

DIN 41612 Female straight, type C,
Part No. 104-40115



Derating Diagram



Type B, Q, C, R

20 °C	1.5 A
70 °C	1.1 A
100 °C	0.7 A

Product Data Sheet

DIN 41612 Female straight, type C,
Part No. 104-40115



Modifications

Available on request

- Without flange
- Special contact length
- Performance levels I + III or customer-specific
- Contact arrangement

Accessories

- » DIN 41612 Coding type B and C
Part Number 104-19003

Drawings

Component data in 2D and 3D format you can download here:

» [PDF](#)