

Product Data Sheet

DIN 41612 Female straight, type C/2,
Part No. 104-79006-xx

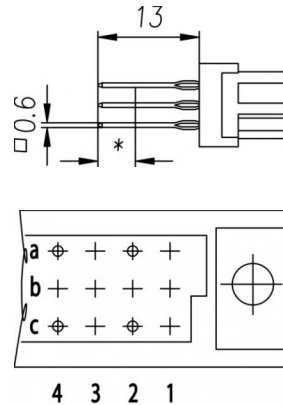



Illustration similar



Parallel



Perpendicular



Press-fit



Rugged

- Termination length 13 mm
- with plug-in zone in performance level 2
- 16 contacts
- PCB 1.5 to 2.0 mm: xx = 01_PCB 2.0 to 2.8 mm: xx = 02 (on request)_PCB > 2.8 mm: xx = 03
- Press-fit
- Performance level 2



» to product on www.ept.de



» to product group DIN 41612

Product Data Sheet

DIN 41612 Female straight, type C/2,
Part No. 104-79006-xx



Technical Specifications

Basics

Specification	IEC 60603-2 (DIN 41612)
Performance Level	2
No. of Contacts	16
Termination Technology	Press-fit
Termination Length	13 mm
Board-to-Board Distance	16.85 mm
Operating Temperature Range	-55°C to +125°C

Material

Insulator Material	PBT glass filled UL 94 V-0
Contact Material	Copper alloy

Mechanical

Pitch	2.54 mm
Mating Force	< 15 N
Separating Force per Pin	> 0.15 N
Durability	400 mating cycles

Electrical

Operational Current	1.5 A
Contact Resistance	<20 mΩ
Clearance and Creepage	1.2 mm
Insulation Resistance	> 10 ⁶ MΩ
Test Voltage	1000 V

Approval / Compliance

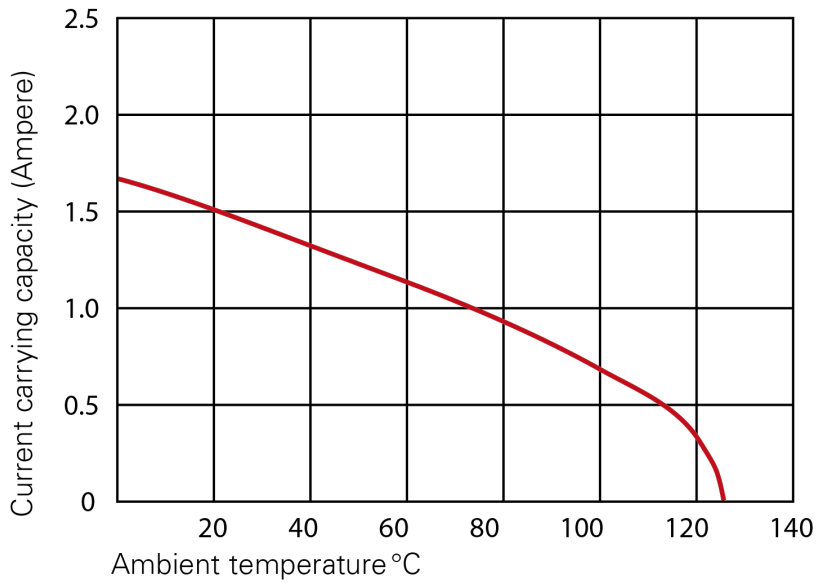
UL file	E130314
Environment	RoHS compliant

Product Data Sheet

DIN 41612 Female straight, type C/2,
Part No. 104-79006-xx



Derating Diagram



Type B, Q, C, R

20 °C	1.5 A
70 °C	1.1 A
100 °C	0.7 A

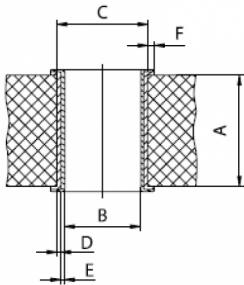
Product Data Sheet

DIN 41612 Female straight, type C/2,
Part No. 104-79006-xx



Hole Specifications

Plated through-hole according to IEC 60352-5



Material	imm. Sn printed circuit boards
Nominal Hole	Ø 1.0 mm
A PCB Thickness	min 1.44 mm
B Plated Hole	Ø 1.0 +0.09 / -0.06 mm
C Drill Hole	1.15 ±0.025 mm
D Cu Plating	min. 25 µm
E Surface	imm. Sn plating, max. 1.5 µm
F Annular Ring	min. 0.1 mm

Material	Ni, Au printed circuit boards
Nominal Hole	Ø 1.0 mm
A PCB Thickness	min 1.44 mm
B Plated Hole	Ø 1.0 +0.09 / -0.06 mm
C Drill Hole	1.15 ±0.025 mm
D Cu Plating	min. 25 µm
E Surface	Ni, Au plating, 0.05 - 0.2 µm Au over 2.5 - 5 µm Ni
F Annular Ring	min. 0.1 mm

Material	pure Cu printed circuit boards
Nominal Hole	Ø 1.0 mm
A PCB Thickness	min 1.44 mm
B Plated Hole	Ø 1.0 +0.09 / -0.06 mm
C Drill Hole	1.15 ±0.025 mm
D Cu Plating	min. 25 µm
E Surface	OSP*, z.B. GLICOAT-SMD (F2) with 0.12 - 0.15 µm
F Annular Ring	min. 0.1 mm

Material	HAL Sn printed circuit boards
Nominal Hole	Ø 1.0 mm
A PCB Thickness	min 1.44 mm
B Plated Hole	Ø 1.0 +0.09 / -0.06 mm
C Drill Hole	1.15 ±0.025 mm
D Cu Plating	min. 25 µm
E Surface	HAL Sn, 5 - 15 µm
F Annular Ring	min. 0.1 mm

Product Data Sheet

DIN 41612 Female straight, type C/2,
Part No. 104-79006-xx



Modifications

Available on request

- Without flange
- Special contact length
- Performance levels I + III or customer-specific
- Contact arrangement

Accessories

- » DIN 41612 Coding type B and C
Part Number 104-19003

Drawings

Component data for this product you can request through sales@ept.de