

# Product Data Sheet

DIN 41612 Male 90°, type C,  
Part No. 103-40064

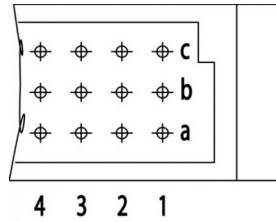
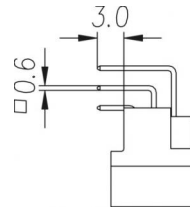



Illustration similar



Perpendicular



Horizontal



Through Hole



Rugged

- Termination length 3 mm
- 96 contacts
- solder
- performance level 2



» to product on [www.ept.de](http://www.ept.de)



» to product group [DIN 41612](#)

# Product Data Sheet

DIN 41612 Male 90°, type C,  
Part No. 103-40064



## Technical Specifications

### Basics

Specification	IEC 60603-2 (DIN 41612)
Performance Level	2
No. of Contacts	96
Termination Technology	solder
Termination Length	3 mm
Operating Temperature Range	-55°C to +125°C

### Material

Insulator Material	PBT glass filled UL 94 V-0
Contact Material	Copper alloy

### Mechanical

Pitch	2.54 mm
Mating Force	< 90 N
Separating Force per Pin	> 0.15 N
Durability	400 mating cycles

### Electrical

Operational Current	1.5 A
Contact Resistance	<20 mΩ
Clearance and Creepage	1.2 mm
Insulation Resistance	> 10 <sup>6</sup> MΩ
Test Voltage	1000 V

### Processing

Soldering Temperature	to 260°C
-----------------------	----------

### Approval / Compliance

UL file	E130314
Environment	RoHS compliant

# Product Data Sheet

DIN 41612 Male 90°, type C,  
Part No. 103-40064



## Derating Diagram



### Type B, Q, C, R

20 °C	1.5 A
70 °C	1.1 A
100 °C	0.7 A

# Product Data Sheet


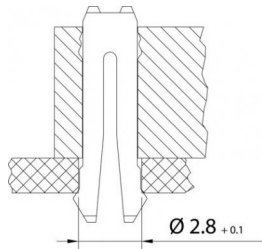
DIN 41612 Male 90°, type C,  
Part No. 103-40064



## Options

Board Lock 90°

Suitable for connectors with type B, C, D, E, F, G male connectors and R female connectors



Type of Insertion	Forces			PCB Thickness	Part Number
	F <sub>m</sub>	not soldered F <sub>h</sub>	soldered F <sub>h</sub>		
Locked	< 30 N	> 10 N	> 20 N	≤ 1.6 mm	103-40064C1
Under Tension	< 30 N	> 7.5 N	> 20 N	> 1.6 mm	

## Modifications

Available on request

- Pre-mating and late-mating contacts
- Contact arrangement
- Performance levels I + III or customer-specific
- Special contact length

## Accessories

» DIN 41612 Coding pliers  
Part Number 894-301

## Drawings

Component data in 2D and 3D format you can download here:

# Product Data Sheet

## Drawings

Component data in 2D and 3D format you can download here:

[» PDF](#)

[» 3D IGES](#)

[» 3D STEP](#)

[» 3D PDF](#)