

Product Data Sheet

PC/104-Plus Female connectors 22 mm,
Part No. 264-61303-12

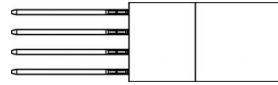



Illustration similar



Parallel



Press-fit

- termination length 12 mm
- 120 contacts
- performance level 3
- for 22 mm board-to-board distance



» to product on www.ept.de



» to product group PC/104, PC/104-Plus

Product Data Sheet

PC/104-Plus Female connectors 22 mm,
Part No. 264-61303-12



Technical Specifications

Basics

Specification	PC/104-Plus
Performance Level	3
No. of Contacts	120
Termination Technology	Press-fit
Termination Length	12 mm
Board-to-Board Distance	22 mm
Operating Temperature Range	-55°C to +125°C

Material

Insulator Material	PBT glass filled, UL 94 V-0
Contact Material	Copper alloy

Mechanical

Pitch	2.0 mm
Mating Force per Pin	max. 1.5 N
Separating Force per Pin	min. 0.3 N

Electrical

Operational Current	max. 1.7 A
Operational Voltage	100 V
Contact Resistance	< 20 mΩ
Clearance and Creepage	min. 0.5 mm
Insulation Resistance	> 10 ⁶ MΩ

Approval / Compliance

UL file	E130314
Environment	RoHS compliant

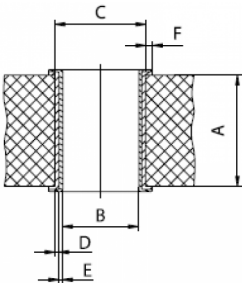
Product Data Sheet

PC/104-Plus Female connectors 22 mm, Part No. 264-61303-12



Hole Specifications

Plated through-hole according to IEC 60352-5



Material	imm. Sn printed circuit boards
Nominal Hole	Ø 0.85 mm
A PCB Thickness	min 1.44 mm
B Plated Hole	Ø 0.85 +0.10 / -0.05 mm
C Drill Hole	1.0 ±0.025 mm
D Cu Plating	min. 25 µm
E Surface	imm. Sn plating, max. 1.5 µm
F Annular Ring	min. 0.1 mm

Material	Ni, Au printed circuit boards
Nominal Hole	Ø 0.85 mm
A PCB Thickness	min 1.44 mm
B Plated Hole	Ø 0.85 +0.10 / -0.05 mm
C Drill Hole	1.0 ±0.025 mm
D Cu Plating	min. 25 µm
E Surface	Ni, Au plating, 0.05 - 0.2 µm Au over 2.5 - 5 µm Ni
F Annular Ring	min. 0.1 mm

Material	pure Cu printed circuit boards
Nominal Hole	Ø 0.85 mm
A PCB Thickness	min 1.44 mm
B Plated Hole	Ø 0.85 +0.10 / -0.05 mm
C Drill Hole	1.0 ±0.025 mm
D Cu Plating	min. 25 µm
E Surface	OSP*, z.B. GLICOAT-SMD (F2) with 0.12 - 0.15 µm
F Annular Ring	min. 0.1 mm

Material	HAL Sn printed circuit boards
Nominal Hole	Ø 0.85 mm
A PCB Thickness	min 1.44 mm
B Plated Hole	Ø 0.85 +0.10 / -0.05 mm
C Drill Hole	1.0 ±0.025 mm
D Cu Plating	min. 25 µm
E Surface	HAL Sn, 5 - 15 µm
F Annular Ring	min. 0.1 mm

Product Data Sheet

PC/104-Plus Female connectors 22 mm,
Part No. 264-61303-12



Accessories

» PC/104-Plus Shroud
Part Number 264-17302

» PC/104-Plus Abstandshalter
Part Number 264-16302

Drawings

Component data in 2D and 3D format you can download here:

[» PDF](#)

[» 3D IGES](#)

[» 3D STEP](#)

[» 3D PDF](#)